

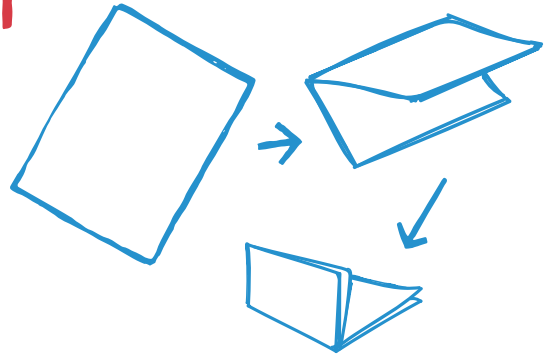
HOW TO MAKE A PAPER FLAG



YOU WILL NEED:

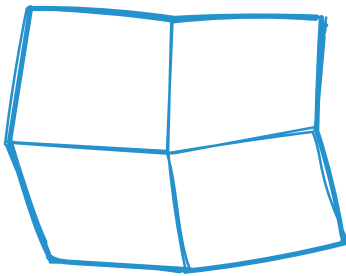


1




Fold your paper in half, then half again.

2




Unfold paper to reveal four rectangles.

3




Decorate the top right rectangle - this is your flag!

4



Use scissors to cut out the bottom right rectangle.

5



From left to right, roll the two left rectangles as tight as you can, then fasten with tape.